


LED PANEL SERIES

SES-1X4PL
40W

SES-2X2PL
40W/55W

SES-2X4PL
72W



Technical Specifications

Watts:	1X4 40W 2X2 40W/55W 2X4 72W
Size:	See Reverse
Lumen Output:	3800lm 3800lm 5800lm 6500lm
CCT:	Warm White 3000K Natural White 4000K Cool White 5000K
Voltage:	120-277V
Beam Angle:	140°
Qualifications:	DLC CE ETL RoHS
CRI:	>80Ra
PF:	0.95
Lifespan:	50,000 hours



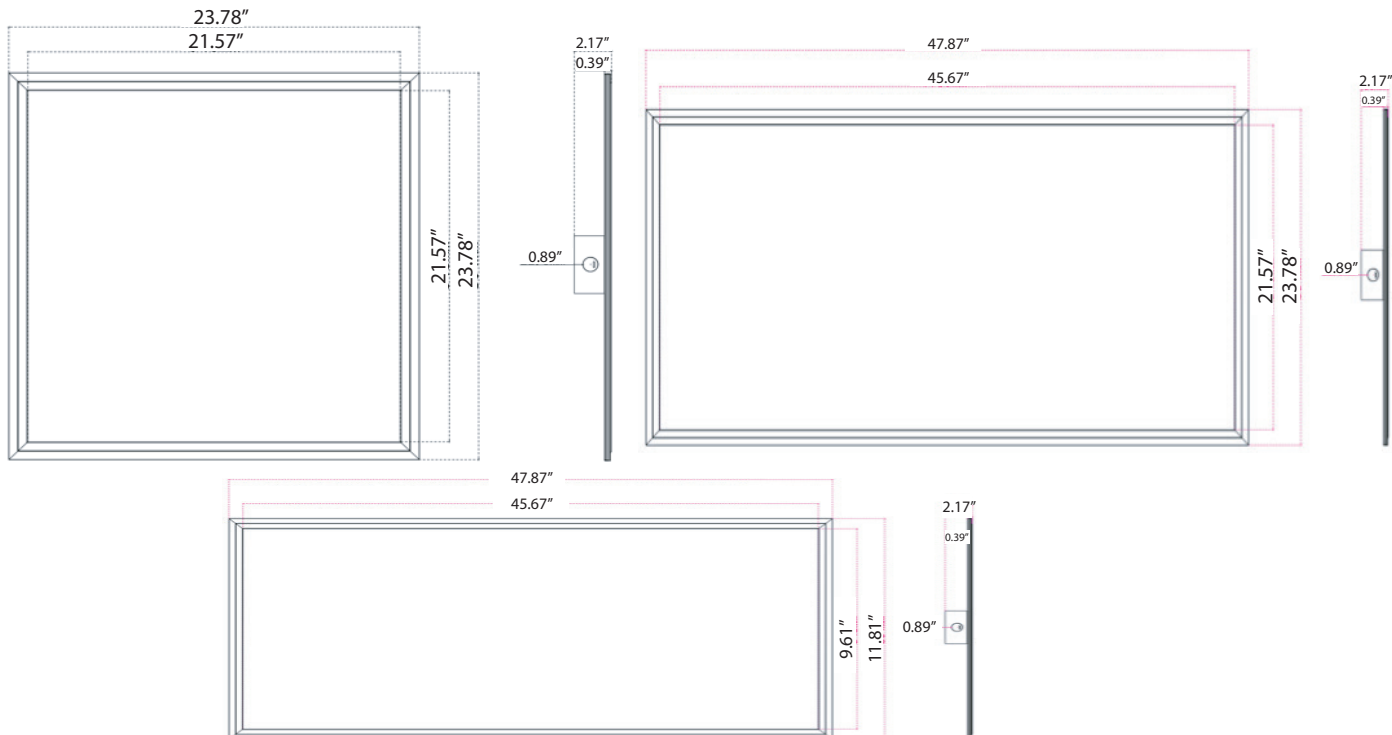
Features

SARIN Energy is proud of its high-quality LED Panel Light Series. These LED Panel Lights are designed to install quickly and easily in T-bar ceiling grids or pendant. When illuminated, the side reflectors also deliver beautiful, even LED light to a wider range in the space as if they are integrated with the panel.



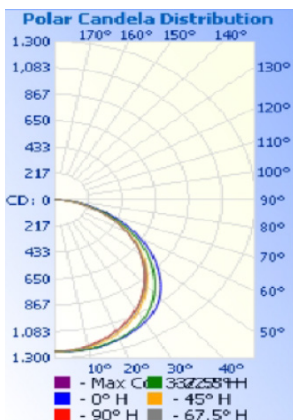
RoHS

Dimensional Diagrams (in.)

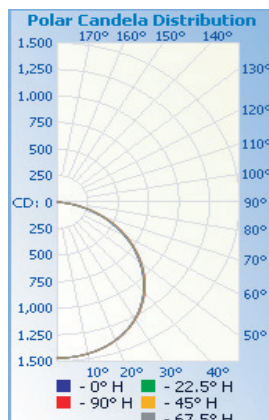


Isolux Diagrams

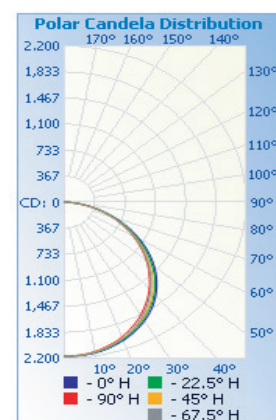
SES-1X4PL-40



SES-2X2PL-40 (55)



SES-2X4PL-72



Model Numbers

SES-1X4PL-3000-40
 SES-1X4PL-4000-40
 SES-1X4PL-5000-40

SES-2X2PL-3000-40 (55)
 SES-2X2PL-4000-40 (55)
 SES-2X2PL-5000-40 (55)

SES-2X4PL-3000-72
 SES-2X4PL-4000-72
 SES-2X4PL-5000-72