

LED WALL PACK SERIES

SES-WPP

60W | 80W | 100W | 120W



Technical Specifications

Watts:	60W 80W 100W 120W
Size:	See Reverse
Lumen Output:	6900lm 9200lm 11,500lm 13,800lm
CCT:	Cool White 5700K
Voltage:	AC100-240V 100-277V 50-60Hz
Beam Angle:	110°
Qualifications:	DLC CE cUL RoHS
CRI:	≥80Ra
PF:	0.9
IP Rate:	IP65
Lifespan:	50,000 hours



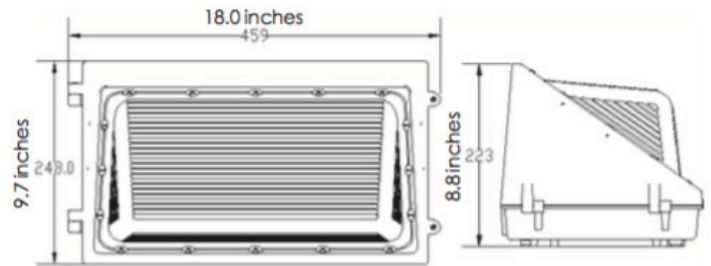
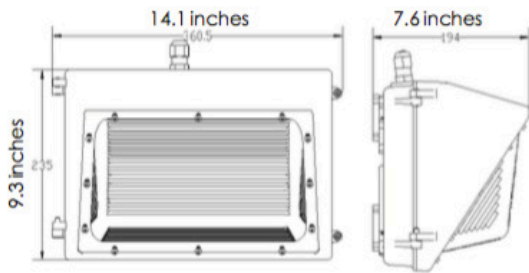
Features

SARIN Energy is proud of its new high power LED Wall Pack Light Series. This light adopts the latest high quality LEDs to directly replace traditional lighting. It is suitable for broad applications including entrances, landscapes, courtyards, wall lighting, and more!



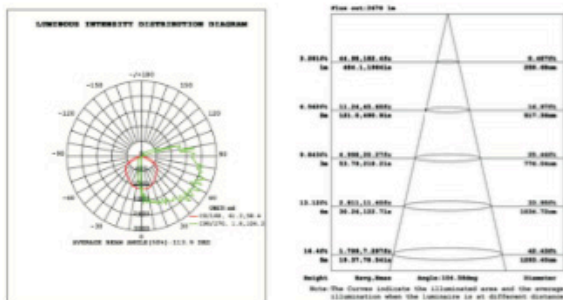
RoHS

Dimensional Diagrams (in.)




Distribution Curve

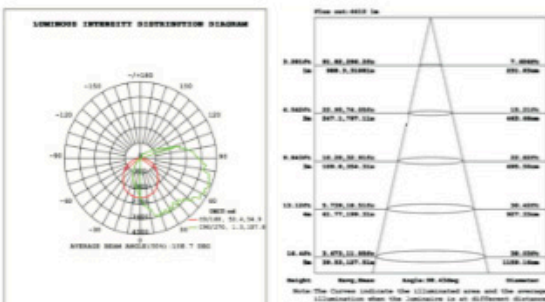
SES-WPP-5700-60




SES-WPP-5700-80



SES-WPP-5700-100



SES-WPP-5700-120



Model Numbers

SES-WPP-5700-60

SES-WPP-5700-80

SES-WPP-5700-100

SES-WPP-5700-120