



LED M³ DALI MATRIX SERIES

Module R

Module S



Technical Specifications

Size:	See Reverse
Watts:	R: 5W S: 15W
Lumen:	600lm 1100lm
CCT:	3000K 4000K 6500K
Voltage:	DC48V
Dimmable:	DALI
Beam Angle:	R: 35° / 45° S: 120°
CRI:	>90
IP Rate:	IP20
Materials:	Aluminum, PS
Housing Color:	Copper, Black (White Optional)
Lifespan:	50,000 hours



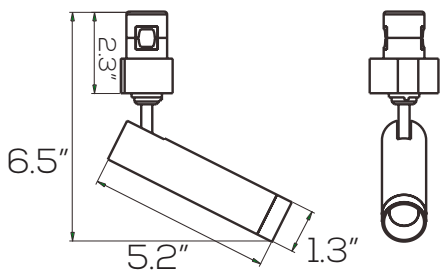
Features

The M³ Inspiration Series can be assembled in a variety of configurations due to its modular design. The two light modules can be attached exactly where you want it. This system runs at 48V which is higher than the rest of the series, which allows it to be DALI dimmable. The driver is not included because you have the choice of running 80W of lights with a 100W driver or 120W of lights with a 150W driver.

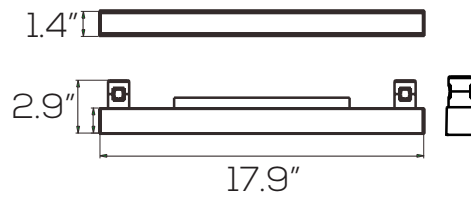


Dimensions

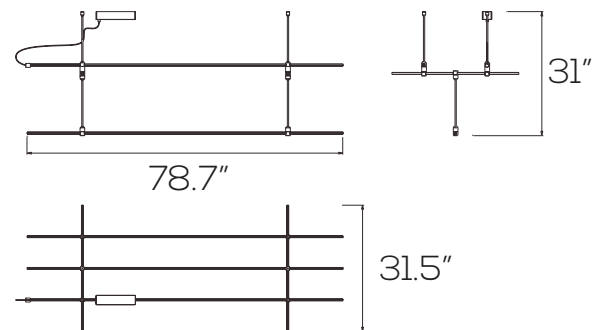
Track Head Module R



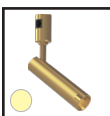





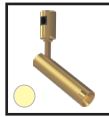

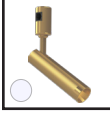
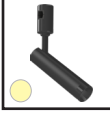
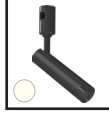
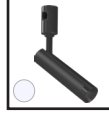
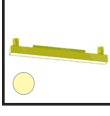
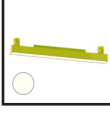
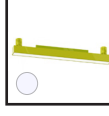
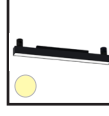
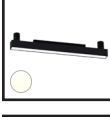
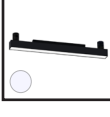



Bar Module S



Matrix Kit



Parts & Accessories

	Track Head Module R - 35° SES-M3-R-5-3000-35D-COPPER #32207		Track Head Module R - 35° SES-M3-R-5-4000-35D-COPPER #32208		Track Head Module R - 35° SES-M3-R-5-6500-35D-COPPER #32209		Track Head Module R - 35° SES-M3-R-5-3000-35D-BLACK #32210
	Track Head Module R - 35° SES-M3-R-5-4000-35D-BLACK #32211		Track Head Module R - 35° SES-M3-R-5-6500-35D-BLACK #32212		Track Head Module R - 45° SES-M3-R-5-3000-45D-COPPER #32213		Track Head Module R - 45° SES-M3-R-5-4000-45D-COPPER #32214
	Track Head Module R - 45° SES-M3-R-5-6500-45D-COPPER #32215		Track Head Module R - 45° SES-M3-R-5-3000-45D-BLACK #32216		Track Head Module R - 45° SES-M3-R-5-4000-45D-BLACK #32217		Track Head Module R - 45° SES-M3-R-5-6500-45D-BLACK #32218
	Bar Module S SES-M3-S-15-3000-COPPER #32219		Bar Module S SES-M3-S-15-4000-COPPER #32220		Bar Module S SES-M3-S-15-6500-COPPER #32221		Bar Module S SES-M3-S-15-3000-BLACK #32222
	Bar Module S SES-M3-S-15-4000-BLACK #32223		Bar Module S SES-M3-S-15-6500-BLACK #32224		100W MW Driver SES-M3-DRIVER-100-48-DALI #32285		150W MW Driver SES-M3-DRIVER-150-48-DALI #32286
	32x80" Matrix Kit (DALI) SES-M3-MATRIX-32X80-DALI #12083 #32251						