




TR14

1x4 Troffer

Project: _____ Type: _____

Name: _____ Date: _____



Size	47.7"x11.9"x2.17"	CCT	4000K
Watts	36W	Lumens	4500lm
Voltage	120-347V	IP Rating	IP20
Dimming	Wall Dimmer	Materials	Cold Rolled Steel, PC
Beam Angle	120°	Finish	White
CRI	>80	Lens	Frosted
PF	≥ 0.9	Lifespan	50,000 Hours

OVERVIEW

- CCT:** 4000K
- Applications:** IP20
- Efficacy:** 125lm/W
- Dimming:** 0-10V
- LED Type:** SMD 2835
- Lens Type:** Clear
- Operating Temp:** -14° to 122°
- Operating Humidity:** 85%RH Max
- Lifespan:** 50,000 Hours
- Warranty:** 5 Years

FEATURES

- Available with built-in Emergency Backup driver

SARIN LED Troffers are a combination of functional and decorative lighting, and are an excellent replacement for fluorescent ceiling fixtures. These Troffers are intended only for indoor use.

LED Indirect Troffers are ideal for locations that would benefit from soft lighting, such as waiting rooms, offices, places of worship, classrooms, and more.





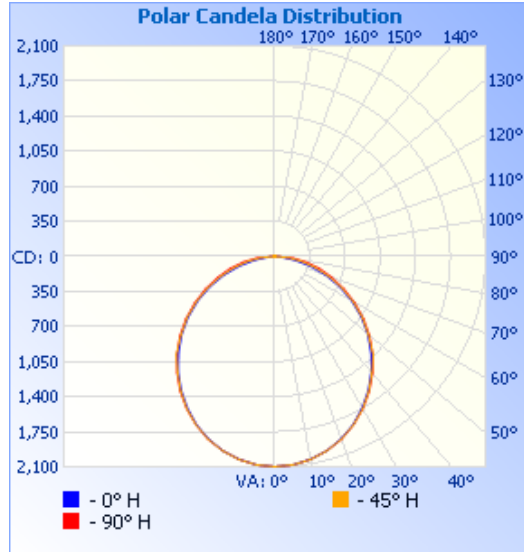
TR14

1x4 Troffer

Project: _____ Type: _____

Name: _____ Date: _____

PHOTOMETRICS:

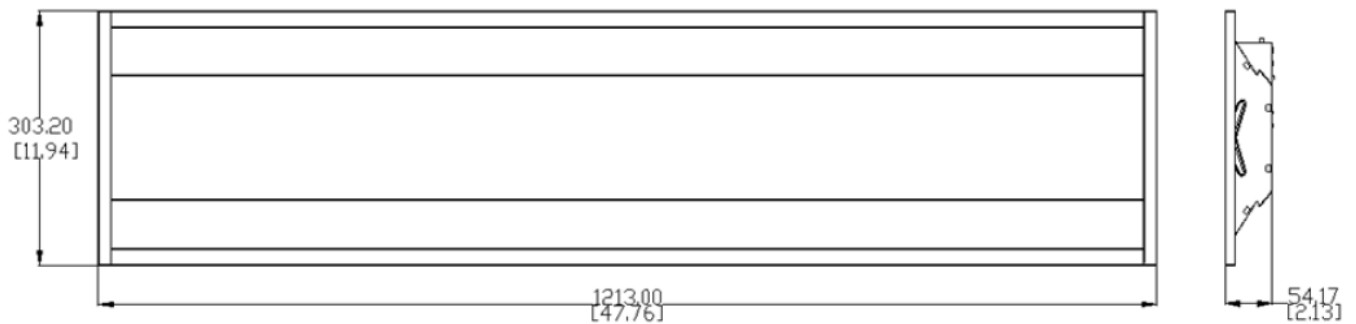


Illuminance at a Distance

	Center Beam fc	Beam Width	
2.0ft	393 fc	5.6 ft	5.6 ft
4.0ft	98.4 fc	11.2 ft	11.2 ft
6.0ft	43.7 fc	16.8 ft	16.9 ft
8.0ft	24.6 fc	22.4 ft	22.5 ft
10.0ft	15.7 fc	28.0 ft	28.1 ft
12.0ft	10.9 fc	33.6 ft	33.7 ft

■ Vert. Spread: 108.9°
■ Horiz. Spread: 109.1°

DIMENSIONS:





TR14

1x4 Troffer

Project: _____ Type: _____

Name: _____ Date: _____

ORDER FORM:

(* Special Order/Not Commonly Stocked)

Custom Model Assembly

Fixture	CCT	Wattage	Emergency	Voltage
<input checked="" type="checkbox"/> TR14	<input checked="" type="checkbox"/> 4000K	<input checked="" type="checkbox"/> 36W	<input type="checkbox"/> Yes	<input checked="" type="checkbox"/> 120-347V

SES-TR14-4000-36
Example Model Number

SES - TR14 - 4000 - 36 - -120-347V

Quantity

Fixture

CCT

Wattage

Emergency

Voltage

Common Stock Models:

Item #	Model #
11389	SES-TR14-4000-36
11390	SES-TR14-4000-36-EM