




FLO7 | LED RGB FLOOD LIGHT

Project: _____ Type: _____

Name: _____ Date: _____



TECHNICAL SPECIFICATIONS:

Size	15" L x 9.2" W x 4.8" D	Lumens	8000lm
Watts	100W	CCT	RGB/RGBW
Voltage	AC 100-277V	IP Rating	IP65
Dimming	PWM	Materials	Aluminum, Glass
Beam Angle	8°, 10°, 30°, 90°	Finish	Gray, Clear
CRI	N/A	Control	Remote
PF	>0.9	Lifespan	30,000 hours

SARIN's LED RGB Flood Lights are commonly used in outside spaces with high structures like hotels, shopping centers, and museums. These flood lights are safe for outdoor use.

Extremely easy to install, this powerful recessed downlight is equipped with a quick-connect case and conduit to integrate with an existing fixture frame junction box.

This light is dimmable to 5% and adopts the latest technology, replacing traditional bulb with energy efficient LED's to fit your needs.

OVERVIEW

- Applications:** Outside (IP65)
- Efficacy:** 35-85 lm/W
- Dimming:** PWM
- LED Type:** Osram 3535
- Operating Temp:** -40° to 113° F
- Operating Humidity:** 10%-90% RH
- Lifespan:** 30,000 hours
- Warranty:** Single CCT - 5 yrs
RGB/RGBW - 3 yrs

FEATURES

- Solid construction, the die-casting lamp body is designed to be tough, simple, tempered glass, optical UV resistant lens,
- Corrosion-resistant option suitable for hostile environments; salt spary, harsh chemicals and extreme outdoor exposure.



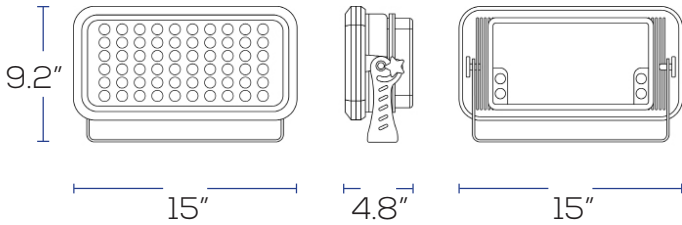


FLO7 | LED RGB FLOOD LIGHT

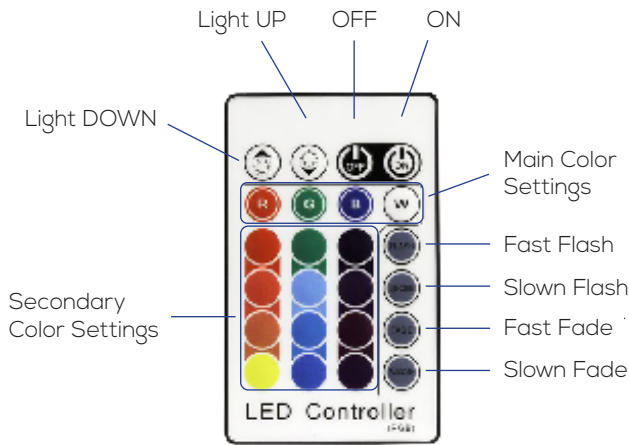
Project: _____ Type: _____

Name: _____ Date: _____

DIMENSIONS:



KEY REMOTE CONTROL:

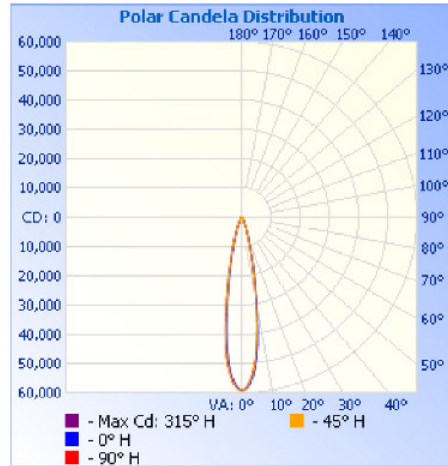


WARNING:

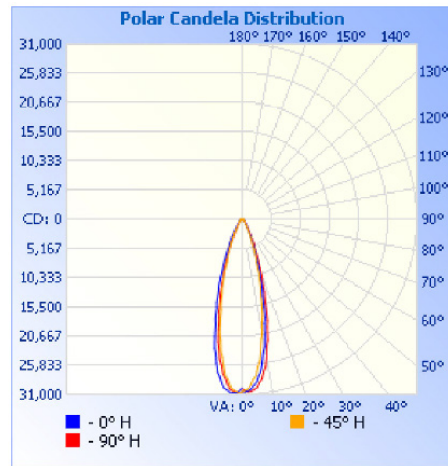
1. Risk of fire or electric shock. LED RGB Flood Light installation requires knowledge of lighting electrical systems. If not qualified contact a certified electrician for installation.
2. Install this kit only in luminaires that have the construction features and dimensions shown in the drawings and where the input rating of the retrofit kit does not exceed the voltage rating of the luminaire.
3. Do not make or alter any open holes in an enclosure of wiring or electrical components during kit installation.
4. To prevent damage do not expose wiring to edges of sheet metal or other sharp objects.
5. This luminaire has been built to operate LED lamps. Do not attempt to install fluorescent lamps in this light.

ISOLUX DIAGRAM:

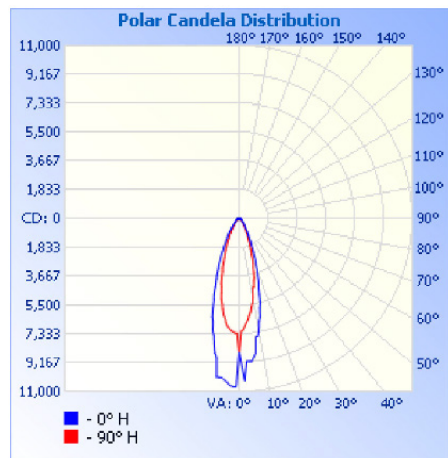
10° Beam Angle



30° Beam Angle



90° Beam Angle





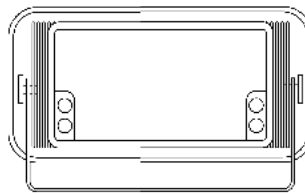
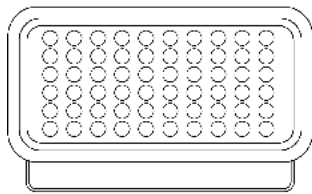
FL07 | LED RGB FLOOD LIGHT

Project: _____ Type: _____

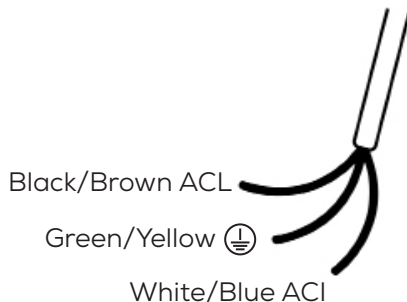

Name: _____ Date: _____

INSTALLATION:

- Make sure all power is off before installing.
- Adjust the light's orientation, then tighten up with spanner.
- Install the flood light onto wall or ground and fix it in place with screws then connect to power.



Rotate 90°



QUALITY:

- Aviation graded die-casting polished aluminium.
- Nano electrostatic spraying, large plate tough heat dissipation design,
- Guaranteed long life span in bad/cold weather.
- Built to last with tempered glass and silicon sealed IP67 design, water proof, cross-ion proof, used in humid and cold areas

MAINTENANCE:

- Make sure all power is off before maintenance.
- Clean the luminaire glass regularly, to keep the good transmission of light.
- Keep the luminaire heat sinker and housing clean, to make sure good heat dissipation.
- Do not use water or corrosive liquids to clean the luminaire.
- When changing the power supply, use the screw driver to open the back cover, connect the wire based on the original color.



FL07 | LED RGB FLOOD LIGHT

Project: _____ Type: _____

Name: _____ Date: _____

ORDER FORMS:

Custom Model Assembly

Fixture	Variations	CCT	Watts	Beam Angle	Voltage
<input type="checkbox"/> FL07	<input type="checkbox"/> RGB	<input type="checkbox"/> 3000K*	<input type="checkbox"/> 100W	<input type="checkbox"/> 30°	<input type="checkbox"/> AC 100-277V
	<input type="checkbox"/> RGBW	<input type="checkbox"/> 4000K*		<input type="checkbox"/> 90°	
		<input type="checkbox"/> 5000K*		<input type="checkbox"/> 100°	
		<input type="checkbox"/> Custom*			

SES-FL07-

Model Number

Quantity

(*) Custom Order Required/Not in stock

COMMON STOCK MODELS:

Item Code	Model Number	Item Code	Model Number
10396	SES-FL07-RGB-100-30D-REMOTE	11441	SES-FL07-RGBW-100-8D-REMOTE
10399	SES-FL07-RGB-100-90D-REMOTE		
10366	SES-FL07-RGBW-100-30D-REMOTE		
10875	SES-FL07-RGBW-100-90D-REMOTE		

(*) Custom Order Required/Not in stock