




HB21

UFO HIGH BAY

Project: _____ Type: _____

Name: _____ Date: _____



Size	10.8" x 4.6" 17.3" x 4.9"	Lumens	20,800-22,100lm 33,400-35,300lm
Watts	150W 240W	CCT	5700K
Voltage	120-277V	IP Rating	IP65
Dimming	0-10V dimming	Materials	Die-cast aluminum
Beam Angle	90°	Finish	Black
CRI	>80	Lens	Clear
PF	≥ 0.9	Lifespan	50,000 Hours

OVERVIEW

CCT: 5700K

Applications: IP65

Efficacy: 136-148lm/W

Dimming: 0-10V

LED Type: Bridgelux SMD2835

Lens Type: Clear

Operating Temp: -13°F to 122°F

Operating Humidity: 20% - 90% RH

Lifespan: 50,000 Hours

Warranty: 5 Years

FEATURES

- Optional Accessories: surge protector, motion sensor, PC reflector, AL reflector, wire guard, remote controller
- Mounting options: hook mount & pendant mount



SARIN LED UFO High Bay lights are commonly used in the lighting of workshops, factories, warehouses, large retail spaces, gas stations, and gymnasiums. These fixtures are suitable for a variety of applications, and will provide significant energy savings. Round high bay LED lights provide a circular light beam angle of 90°.

This High Bay provides uniform light distribution and features a die-cast aluminum construction, making the lights extremely durable.

This LED Round High Bay is 0-10V dimming and features a motion sensor base allowing for further customization.



HB21

UFO HIGH BAY

Project: _____ Type: _____

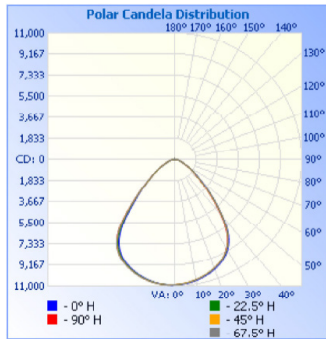
Name: _____ Date: _____

PHOTOMETRICS:

X° Beam Angle: (Polar Candela Dist.)

Light Distance: (Illuminance at a Distance)

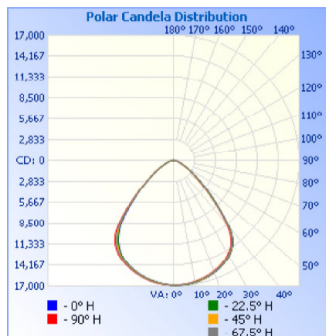
150W



	Center Beam fc	Beam Width	
5.0ft	435 fc	9.2 ft	9.2 ft
10.0ft	109 fc	18.4 ft	18.5 ft
15.0ft	48.4 fc	27.6 ft	27.7 ft
20.0ft	27.2 fc	36.8 ft	37.0 ft
25.0ft	17.4 fc	45.9 ft	46.2 ft
30.0ft	12.1 fc	55.1 ft	55.5 ft

■ Vert. Spread: 85.2°
■ Horiz. Spread: 85.5°

240W



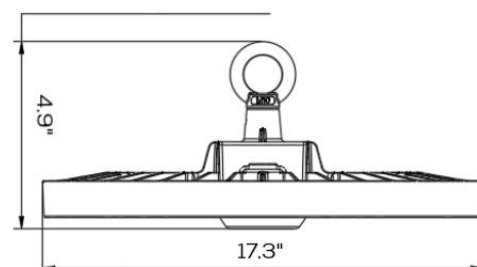
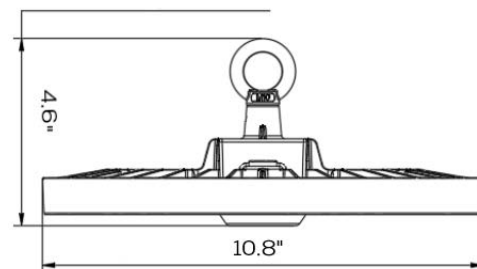
	Center Beam fc	Beam Width	
5.0ft	675 fc	9.7 ft	9.8 ft
10.0ft	169 fc	19.5 ft	19.5 ft
15.0ft	75.0 fc	29.2 ft	29.3 ft
20.0ft	42.2 fc	38.9 ft	39.1 ft
25.0ft	27.0 fc	48.6 ft	48.8 ft
30.0ft	18.7 fc	58.4 ft	58.6 ft

■ Vert. Spread: 88.4°
■ Horiz. Spread: 88.6°

IMPORTANT SAFEGUARDS:

1. Installation, service and maintenance should be performed by a qualified licensed electrician.
2. Make all electrical and grounded connections in accordance with national electrical code and any applicable local code requirements.
3. Disconnect power at fuse or circuit breaker before installing or servicing.
4. Review the diagrams thoroughly before beginning.
5. Do not mount in hazardous locations, or near gas or electric heaters.
6. Do not let power cords touch hot surfaces.
7. Equipment should be mounted in locations where it will not be subjected to tampering by unauthorized personnel.
8. Do not use equipment for other than its intended use.

DIMENSIONS:





HB21

UFO HIGH BAY

Project: _____ Type: _____

Name: _____ Date: _____

ORDER FORM:

(*) Special Order/Not Commonly Stocked

Custom Model Assembly

Fixture HB21**CCT** 5700K**Watts** 150W
 240W**Beam Angle** 90°**Voltage** 120-277VSES-HB21-5700-150
Example Model Number**SES - HB21 - 5700K - 150W - 90° - 120-277V**

Quantity

Fixture

CCT

Watts

Beam Angle

Voltage

Common Stock Models:

Optional Accessories:

Item #	Model #
11375	SES-HB21-5700-150
11416	SES-HB21-5700-240

Item #	Model #	Quantity
11469	SES-HB03DPR-HB	
11345-C	SES-HB11&HB18B-REMOTE	
30017	SES-HB11-M10-HK	
41375	SES-HB21-COVER	

**11469****11345-C****30017****41375**