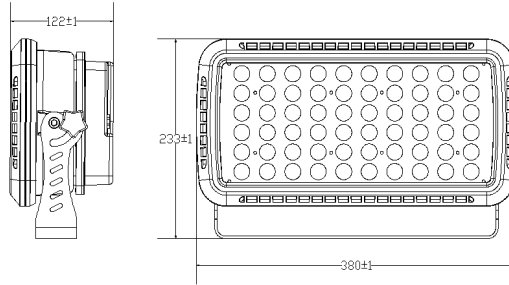


# LED FLOOD LIGHT INSTRUCTION

## I .Feature:

Quality aviation die-casting Aluminium, Polishing, Nano electrostatic spraying, large plate tough heat dissipation design, ensure long life span in the bad environment  
With temperaturedd glass and silicon sealed IP67 design, water proof, cross-ion proof, used in rainy and cold area.



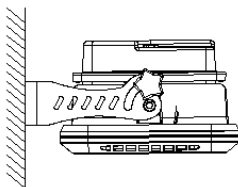
WN-FL07-01

## II .Attention:

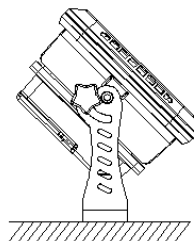
- 1.Make sure that the voltage is within the permissible range
- 2.Switch off the power supply before installation
- 3.Keep away from the cover and do not stare at the lamp when it electrified
- 4.The luminaire should be installed by a professional electrician.
- 5.Storage temperature:-65<sup>0</sup>C~+50<sup>0</sup>C, working temperature: -30<sup>0</sup>C~+50<sup>0</sup>C, best working temperature:-0<sup>0</sup>C~+30<sup>0</sup>C
- 6.Because the luminaire includes glass accessories, please be careful when moving it.

## III.Installation diagram

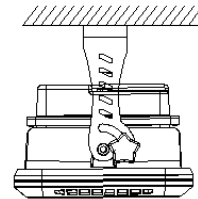
- 1.Available in ground-mounting, wall-mounting installation and ceiling mounting installation
- 2.The rotation angle of the bracket is up to 180 degrees
- 3.Install the floodlight onto the ground, wall, or ceiling and fix it with screw
- 4.Then connect it with power installation.



1. WALL mounting



2. Ground mounting

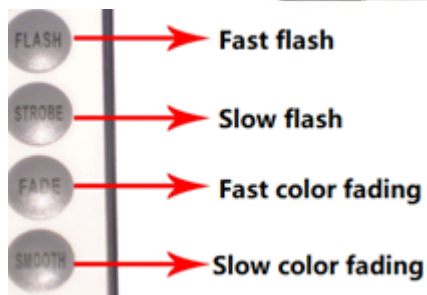
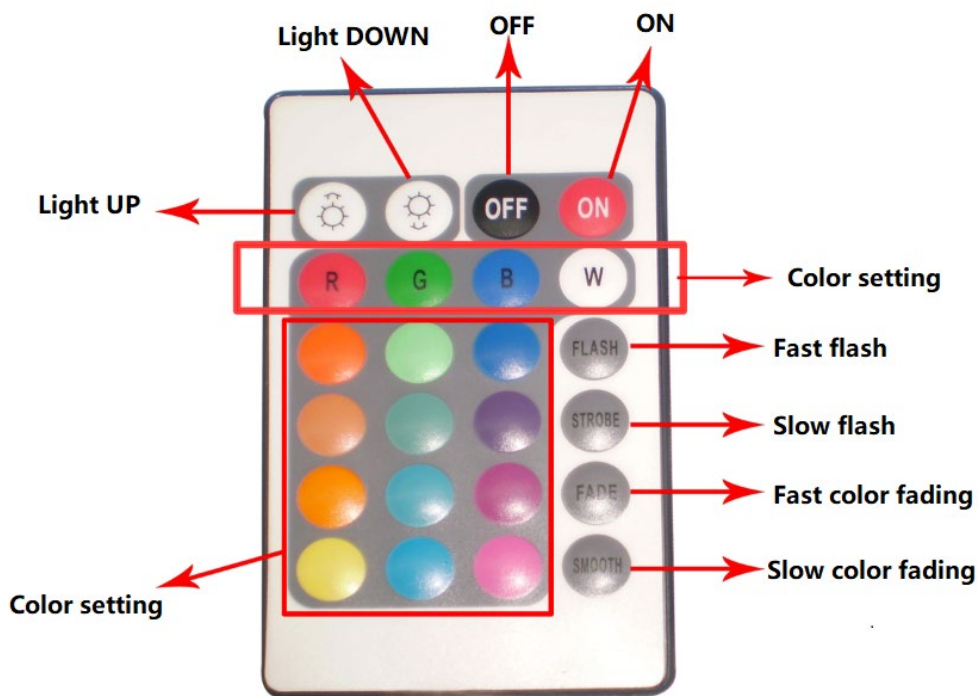


3. Ceiling mounting

## IV.Maintenance

1. Before Maintain, please cut out the power.
2. Clean the luminaire glass regularly, to keep the good transmission of light.
3. Keep the luminaire heat sinker and housing clean, to make sure good heat dissipation.
4. Please not use water or corrosion liquid to clean the luminaire, better use try staff.
5. When change the power supply, use the screw driver to open the back cover, connect the wire based on the original color.

## VI. 24 key remote control instructions



Color changing setting area:

1. FLASH -- R G B color have fast flash
2. STROBE -- 7 colors have fast flash
3. FADE -- R G B have fast changing color
4. SMOOTH -- 7 colors have smooth color changing in 21 seconds.