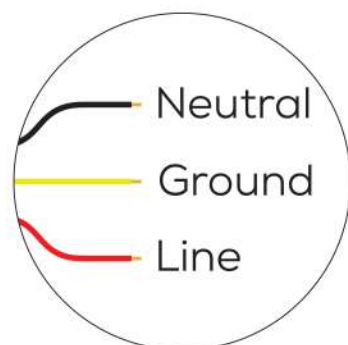


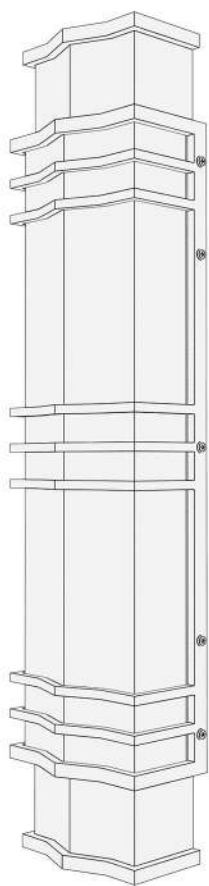
## 1. Product Characteristic Parameters

- 1.) Made of stainless steel 304.
- 2.) Diffuser: Acrylic.
- 3.) Suitable lamp: LED T8.
- 4.) Finish: Matte black UV-resistant powder coating.
- 5.) IP Rating: IP65

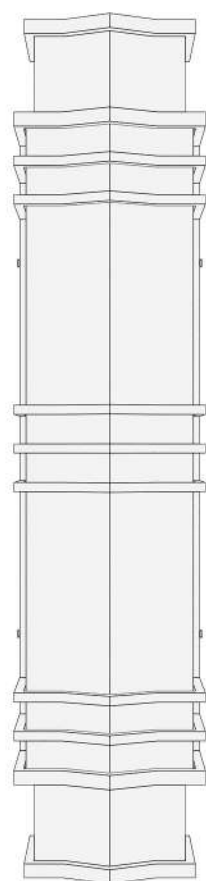


2. Product model: SES-BWS107-3ft/6ft-Rainy

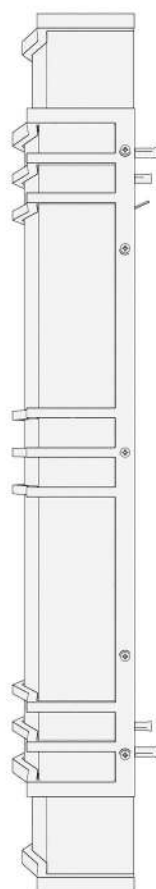
## 3. Product map



Perspective view



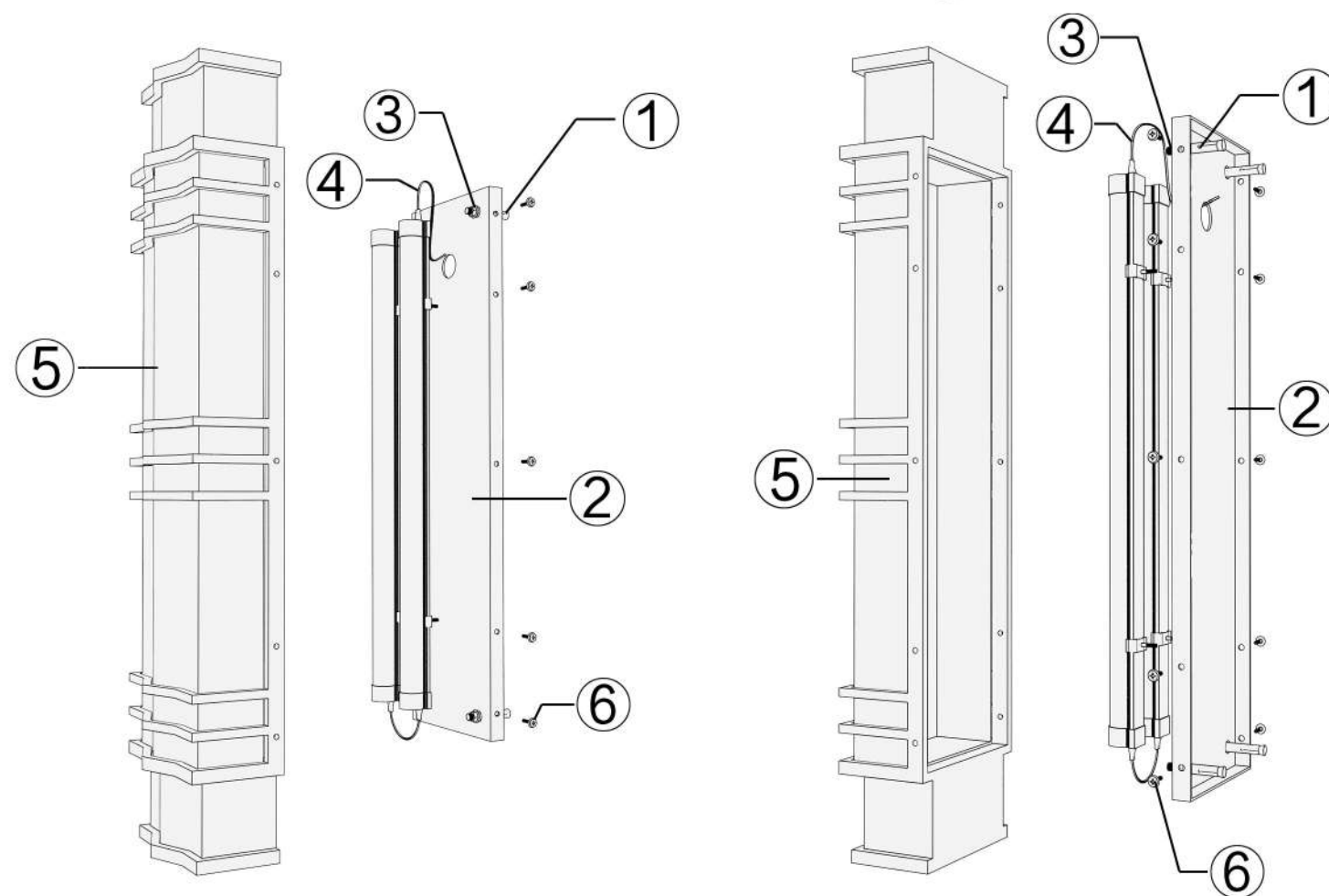
Front view



Side view

## 4. Installation steps

- 1.) Fix the expansion bolt on the wall ①
- 2.) Fix the wall lamp panel on the expansion bolt ②
- 3.) Attach the wall lamp panel with nuts ③
- 4.) Connect the light source wire to the wire in the wall ④
- 5.) Buckle the lamp body onto the wall lamp panel ⑤
- 6.) Secure the lamp body with screws ⑥



## 5. Warning

- 1.) Do a good job of sealing the cover of the wall lamp.
- 2.) The components inside are vulnerable to rain and humidity. Take care to insulate the light properly, especially in humid environments.