

Bank



**CREATE A CLEAN & SAFE
EXPERIENCE FOR YOUR CLIENTS**

UVC Fully Automatic Sterilizer

Ultraviolet Disinfection Light Kills 99.9%
of Viruses, Bacteria, Fungi & More



Keep touch points clean and safe for your customers.

Become the preferred ATM and build trust with this fully automated, install-and-forget system.



Excerpt from independent Microchem Laboratory test on a similar SARIN UVC device.

Test Microorganism	Contact Time	Carrier Distance	Replicate	CFU/Carrier	Average CFU/Carrier	Percent Reduction Compared to Control at Time Zero	Log ₁₀ Reduction Compared to Control at Time Zero
<i>E. coli</i> ATCC 11229	Time Zero	N/A	1	7.20E+07	6.05E+07	N/A	
			2	4.90E+07			
	10 Seconds	2 inches	1	7.00E+02	8.10E+02	99.9987%	4.87
			2	9.20E+02			
<i>S. aureus</i> ATCC 6538	Time Zero	N/A	1	5.00E+06	4.65E+06	N/A	
			2	4.30E+06			
	20 Seconds	1 inch	1	4.50E+02	1.15E+03	99.98%	3.61
			2	1.84E+03			
MS2 Bacteriophage ATCC 15597-B1	Time Zero	N/A	1	2.35E+06	2.38E+06	N/A	
			2	2.40E+06			
	20 Seconds	1 inch	1	9.00E+03	7.00E+03	99.71%	2.53
			2	5.00E+03			

Automatically Disinfects in 60 Seconds

Benefits of UVC Sterilization



Highly effective in killing every known microorganism (including coronavirus strains) and shown to reduce viral illness rates.



Boost customer loyalty by creating a powerful sense of protection and safety by going above and beyond competitors.



Save money with an alternate option to COVID-19 packages with recurring costs and non-quantifiable results.



Safe for the environment and humans with light naturally emitted from the sun, does not disperse mysterious chemicals.



Get all advantages UVC has to offer without adding more work, just let the intelligent self-sufficient system run.

UVC Disinfection VS Chemical Cleaners

Hypoallergenic and safe	✓	RESIDUE	✗	Leaves toxic irritants behind
Effortless once installed	✓	EFFORT	✗	Requires manual labor
Automatic after each client	✓	FREQUENCY	✗	Dependent on a worker
Effective every single time	✓	ERRORS	✗	Prone to cross-contamination
No recurring purchases	✓	COST	✗	Buy materials frequently
400,000+ cycles per bulb	✓	UPKEEP	✗	Constant maintenance
Works against all microbes	✓	EFFECT	✗	Must include correct biocides
Environmentally friendly	✓	NATURE	✗	Chemical storage and waste

How It Works - Step by Step



- 1 Automatic UVC Sterilizer waits to activate**
Until a customer goes near the device it stays off to avoid unnecessary usage. The adjustable lamp guard should be angled to focus on the ATM's high-touch areas.



- 2 Motion is detected and a timer starts**
When motion is detected a 15 second timer begins. The sensor will reset the timer and the device will not turn on while anyone is still within range.



- 3 The light does not turn on as long as it senses motion**
The timer will keep resetting as long as someone is in the area. If a person goes near a machine while a cycle is running then the light shuts off and the timer resets.

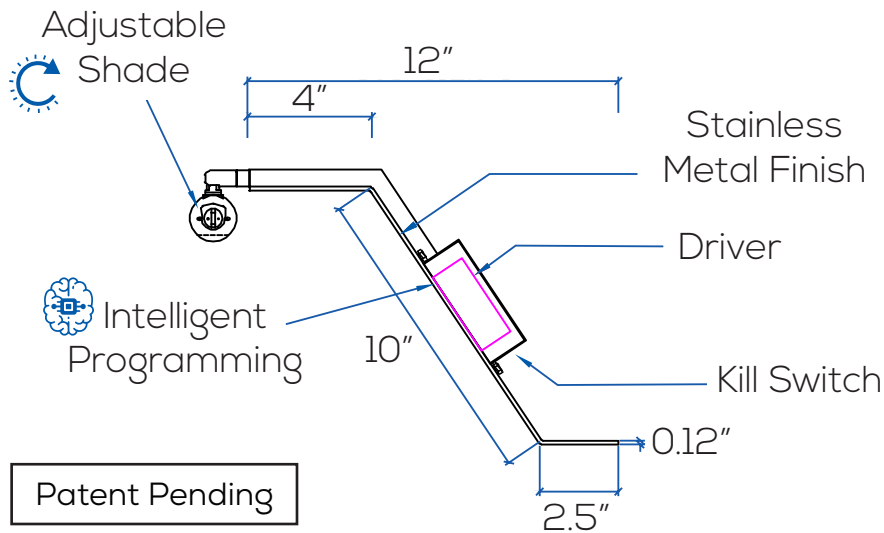
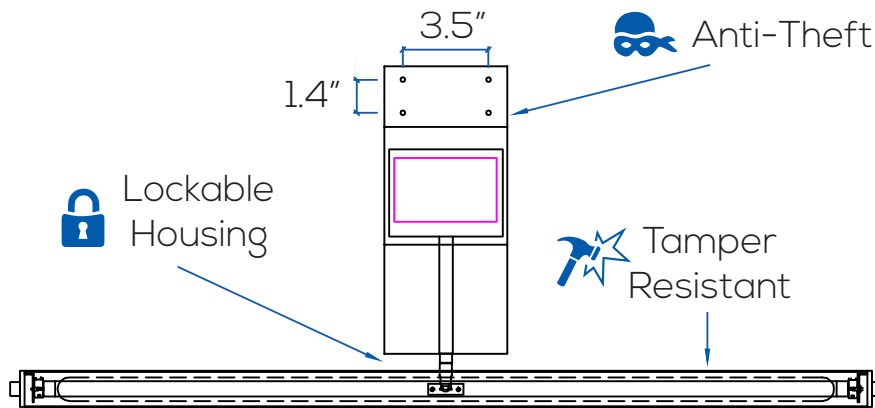
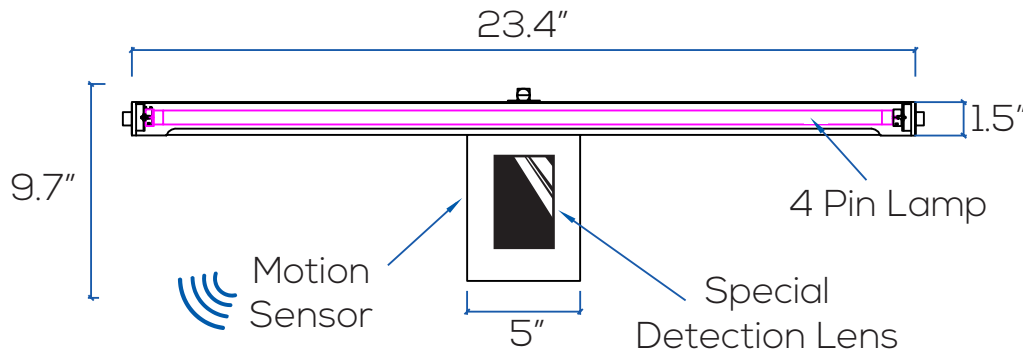


- 4 After 15 seconds of no motion the light turns on for a 1 minute cycle**
15 Seconds after motion has not been detected, a light cycle will run for 1 minute—more than the disinfection time needed to kill virus and bacteria cells.

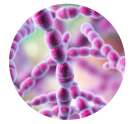


- 5 After 1 minute, disinfection is complete and the light turns off**
After the 1 minute cycle is done the light shuts off and the machine is 99.99% germ free for the next person.

UVC Fully Automatic Sterilizer



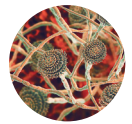
UVC Kills



Viruses



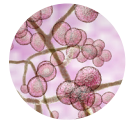
Bacteria




Fungi



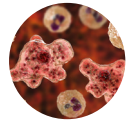
Mold



Yeast



Algae



Amoebas



Allergens

FEATURES

1. Clinically proven to eliminate 99.9% of all viruses, bacteria, fungi, mold, yeast, algae, amoebas, and other germs and allergens within seconds of 253.7 nm UVC exposure.
2. Install-and-forget system runs without intervention to keep customers safe.
3. A motion sensor deactivates the lamp when it detects movement in front of the ATM.
4. Contact-free disinfection reduces the chance of human error and cross-contamination.
5. Hypoallergenic sanitizing does not leave irritants or toxic chemicals behind.
6. Reduces the need to buy and handle corrosive cleaners. (Does not replace soap/water)

SPECIFICATIONS

Model:	UVC Fully Automatic Sterilizer
Size:	23.4"(W) x 9.7"(L) x 12"(D)
Power:	30W
Voltage:	AC110 - 130V
UVC Range:	3-5 feet
Power Source:	Hardwired
UVC Wavelength:	253.7 nm
UVC Lamp:	Mercury Quartz
Bonus Features:	Adjustable & Lockable Lamp Housing
Bulb Lifespan:	≥8,000 hours
Safety:	Motion Detector, Time Delay



TIPS & SAFETY

- To maximize effectiveness, ensure the machine to be disinfected is debris-free
- Take care to avoid direct or prolonged exposure of UVC to skin and eyes
- Allow the light to run a full 60 second cycle to ensure adequate sterilization
- Angle the light to shine inward aimed at the screen, buttons and slots
- Can be used near food, tests have not shown any loss in quality or nutrition
- If the lamp breaks use a wet paper towel to clean up, and do not inhale
- Disconnect the power supply before replacing the bulb

INSTRUCTIONS

Make sure the device is wired correctly and installed without compromising the machine (mounting options available). Once the fixture is attached simply use the power switch on the driver box to turn it on. When it is powered on the intelligent programming will activate the UVC Fully Automatic Sterilizer for 60 seconds after each visitor. This ensures that each customer has a safe experience without exposure to illness-causing pathogens.

Motion Sensor: The sensor automatically begins a new cycle when motion is detected. After the area is clear the light will turn on for 60 seconds. If motion is detected in front of the ATM during a cycle the light temporarily deactivates until the area is clear again. The motion sensor is precise enough to only trigger in front of the ATM it is attached to.