

LED T8 TUBE SERIES

SERIES

SES-4T8

18W



Technical Specifications

Watts:	18W
Luminous Flux:	2160LM
Length:	1200mm/4ft
Input Voltage:	100-277V ac (cover 100-120V ac)
Description:	18W,T8 tube,1200mm/4ft, Internal driver, Non- dimmable



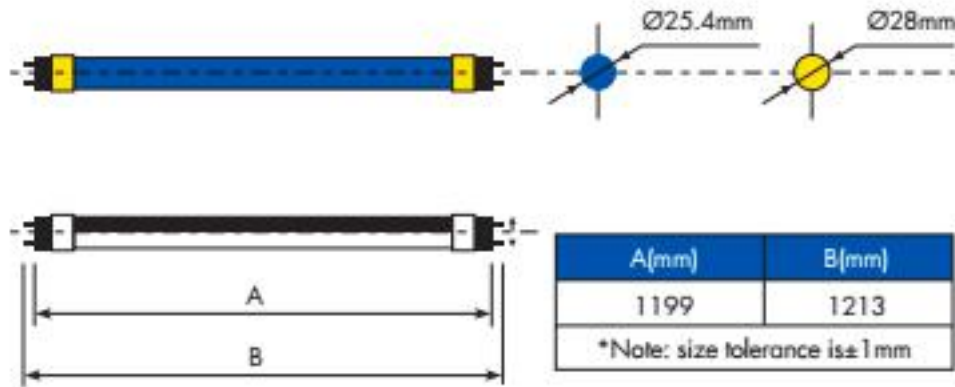
LM79
LM80



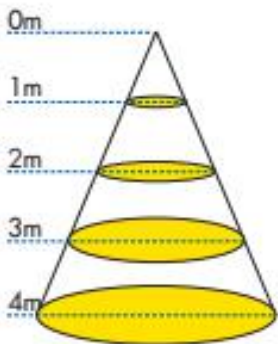
Features

SARIN Energy is proud of its high efficient LED tube Light series. This revolutionary product adopts the latest technology, replacing traditional lights with energy-efficient LEDs. These lights are suitable for broad applications and will reduce energy bills to provide significant energy savings..

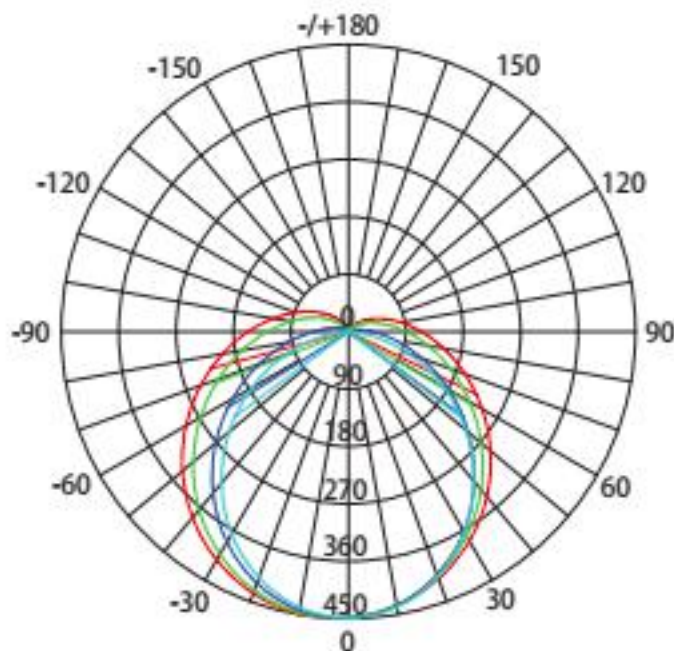
Drawing



Isolux Diagrams



Model#	Height	Average Lux (lx)	Light range (dia.)
SES-4T8-XXXX-18	1M	450	273cm
SES-4T8-XXXX-18	2M	112	546cm
SES-4T8-XXXX-18	3M	50	819cm
SES-4T8-XXXX-18	4M	28	1092cm



UNIT:cd

- C0/180
- C30/210
- C60/240
- C90/270

AVERAGE BEAM ANGLE(50%):121.1 DEG