


## LED PANEL SERIES

**SES-1X4PL**  
40W

**SES-2X2PL**  
40W/55W

**SES-2X4PL**  
72W



### Technical Specifications

Watts:	1X4   40W 2X2   40W/55W 2X4   72W
Size:	See Reverse
Lumen Output:	3800lm   3800lm   5800lm   6500lm
CCT:	Warm White   3000K Natural White   4000K Cool White   5000K
Voltage:	120-277V
Beam Angle:	140°
Qualifications:	DLC   CE   ETL   RoHS
CRI:	>80Ra
PF:	0.95
Lifespan:	50,000 hours



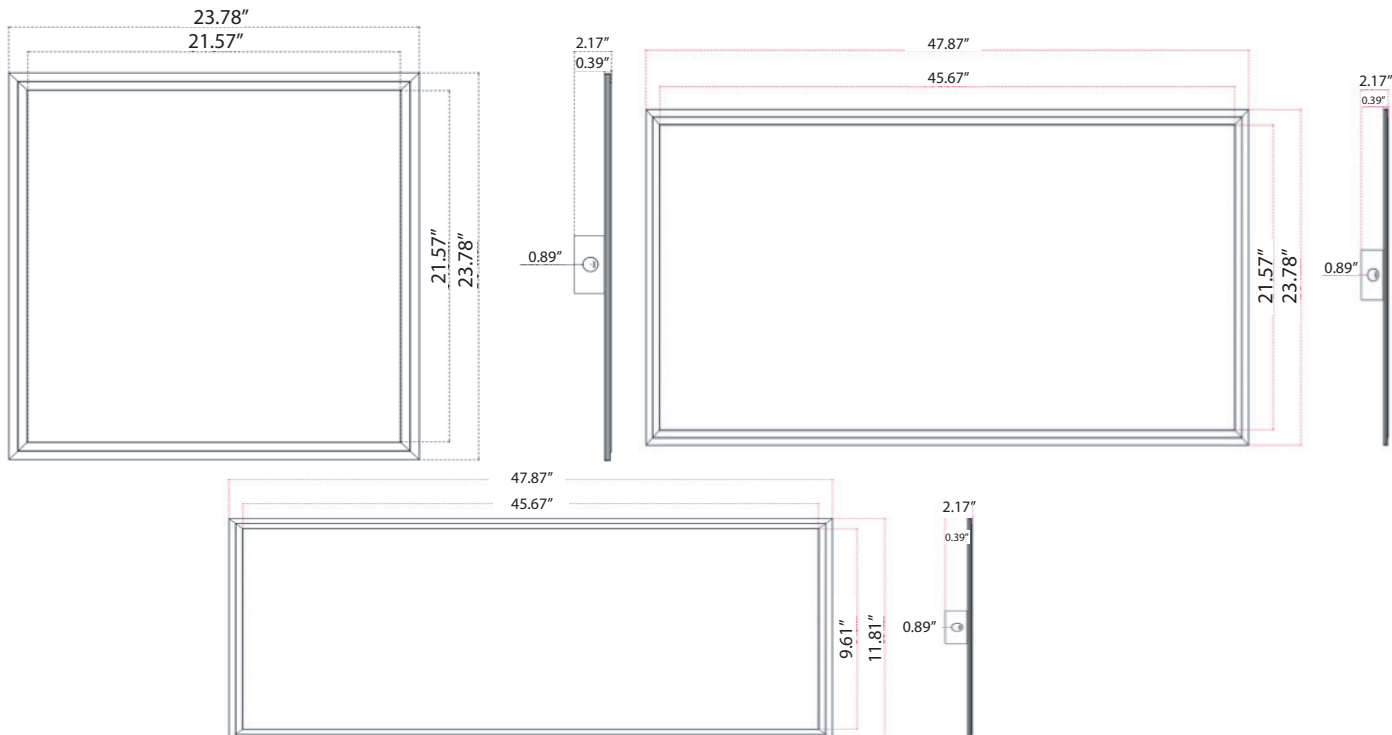
## Features

SARIN Energy is proud of its high-quality LED Panel Light Series. These LED Panel Lights are designed to install quickly and easily in T-bar ceiling grids or pendant. When illuminated, the side reflectors also deliver beautiful, even LED light to a wider range in the space as if they are integrated with the panel.



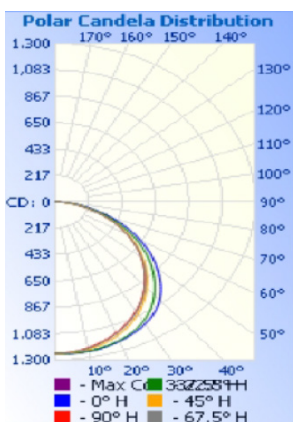
RoHS

## Dimensional Diagrams (in.)

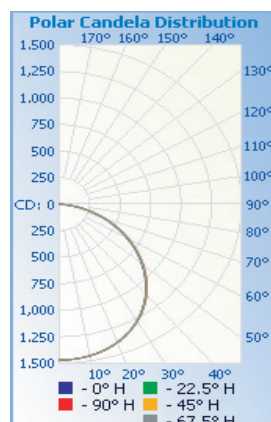


## Isolux Diagrams

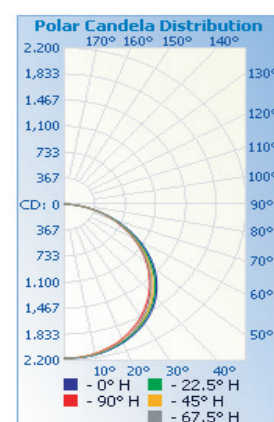
SES-1X4PL-40



SES-2X2PL-40 (55)



SES-2X4PL-72



## Model Numbers

SES-1X4PL-3000-40  
 SES-1X4PL-4000-40  
 SES-1X4PL-5000-40

SES-2X2PL-3000-40 (55)  
 SES-2X2PL-4000-40 (55)  
 SES-2X2PL-5000-40 (55)

SES-2X4PL-3000-72  
 SES-2X4PL-4000-72  
 SES-2X4PL-5000-72