


LED EMERGENCY DRIVER FOR LHB2 SERIES

BLD-CM20D




Technical Specifications

Size:	7.4" L x 1.5" W x 1.1" D
Max Watts:	20W
Compatible With:	110W, 165W, 220W, 300W
Compatibility:	Linear High Bay LHB2
Driver Output:	410-800mA DC25-48V
Voltage:	AC100-277V
Power Time:	>90 Minutes
Recharge Time:	24 Hours
Battery:	LiFePO4 12.8V/3,000mAh
IP Rating:	IP20
Included:	Test Switch, Charge Indicator
Operating Temp:	32°F - 122°F
Life Expectancy:	5 Years
Protection:	Over Charge, Over Discharge, Short Circuit

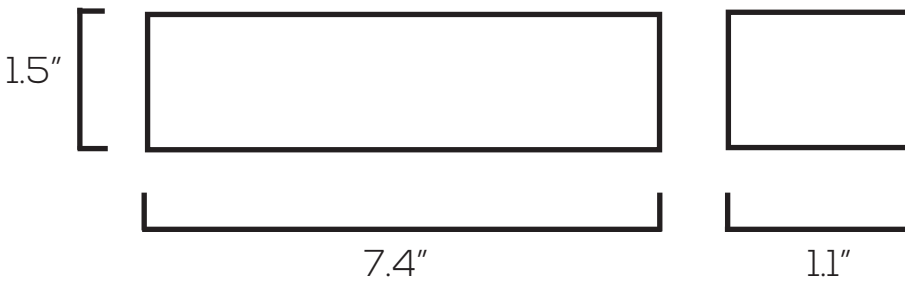


Features

Emergency operation is activated for an attached linear high bay when the power goes out. The emergency driver will detect the outage and automatically switch to emergency mode. The red LED "on" indicates that it is discharging. The red LED "flashing" indicates low battery power. The red LED "off" indicates that discharge is complete.



Dimensions



Model Numbers

#10909 BLD-CM20D