

## LED WALL PACK SERIES

### SES-WPP

60W | 80W | 100W | 120W



#### Technical Specifications

Watts:	60W   80W   100W   120W
Size:	See Reverse
Lumen Output:	6900lm   9200lm   11,500lm 13,800lm
CCT:	Cool White   5700K
Voltage:	AC100-240V   100-277V 50-60Hz
Beam Angle:	110°
Qualifications:	DLC   CE   cUL   RoHS
CRI:	≥80Ra
PF:	0.9
IP Rate:	IP65
Lifespan:	50,000 hours

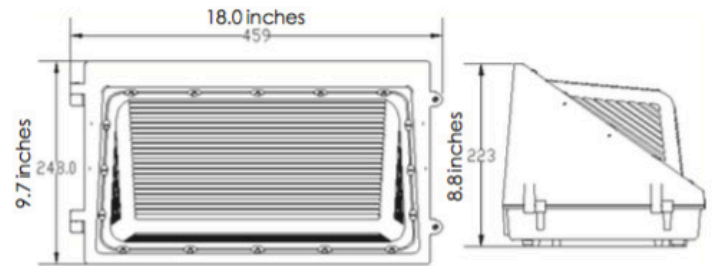
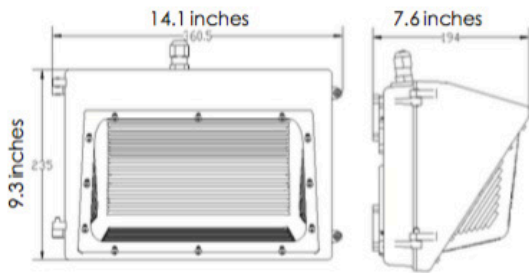


## Features

SARIN Energy is proud of its new high power LED Wall Pack Light Series. This light adopts the latest high quality LEDs to directly replace traditional lighting. It is suitable for broad applications including entrances, landscapes, courtyards, wall lighting, and more!




## Dimensional Diagrams (in.)




## Distribution Curve


SES-WPP-5700-60




SES-WPP-5700-80



SES-WPP-5700-100



SES-WPP-5700-120



## Model Numbers

SES-WPP-5700-60

SES-WPP-5700-80

SES-WPP-5700-100

SES-WPP-5700-120