

LED PROJECTOR SERIES

SES-PL-15WS
SES-PL-15WRT
SES-PL-40WS



Technical Specifications

Size:	See Reverse
Watts:	15W 40W
CCT:	3000K, 4200K, 6000K
Voltage:	40W: AC100-265V (50/60Hz) 15W Static: AC100-265V 15W Rotatable: AC100-140V
CRI:	>80
PF:	0.98
IP Rate:	40W: IP65 15W: IP20
Materials:	Aluminum, Glass
Housing Color:	Black, White
Projection Length:	10-66' 10-197'
Mount:	Ceiling, Track, Embedded, Clamp
Lighting Effect:	f20lm/W
Optional:	Rotatable Lens, Photocell



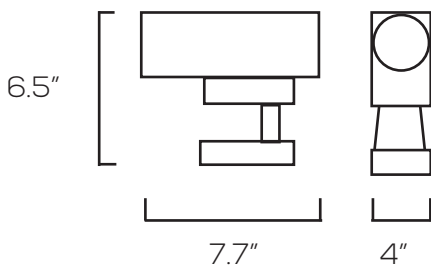
Features

LED Logo Projector Lights use high performance LED chips and cooled technology to prevent overheating and extend their life cycle. Aperture sizes, light projection, and images can be manually changed to ensure an excellent display. LED Logo Projectors are perfect for hotels, businesses, and offices. You can black out the slide background so only the logo is illuminated, or leave the background clear to show a light circle.


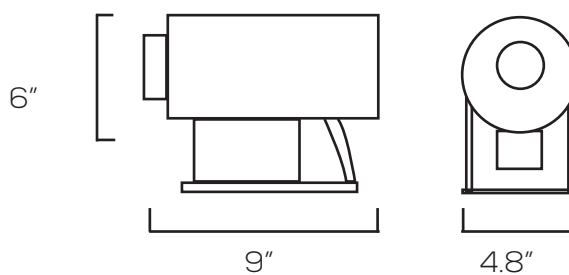


Dimensions

SES-PL-15WS / SES-PL-15WRT



SES-PL-40WS

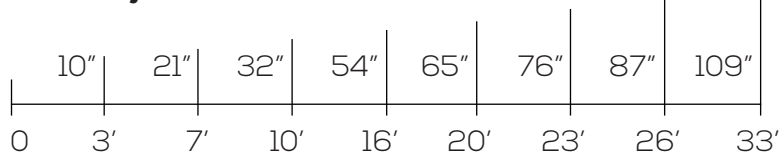


Custom Projector Slide

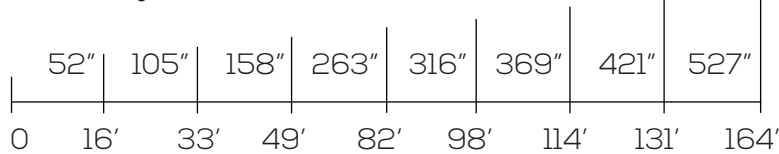
Details: Any JPG or PNG at a minimum of 400x400 pixels.



15W Projection Size / Distance



40W Projection Size / Distance



Model Numbers

SES-PL-15WS
SES-PL-15WRT

SES-PL-40WS

S = Static
R = Rotatable