

LED ADJUSTABLE CCT WRAPAROUND LIGHT SERIES

SES-WR



Technical Specifications

Size: 48" L x 5.5" W x 1.6" H

Watts: 48W

Lumen: 5,040lm

CCT: 3000K + 4000K + 5000K

Voltage: AC120-277V

Dimmable: No

Beam Angle: 104°

CRI: 80

PF: >0.9

IP Rate: IP20

Materials: Steel, PC

Housing Color: White, Frosted

Lifespan: 50,000 hours

Max In Series: 8 Linked Fixtures

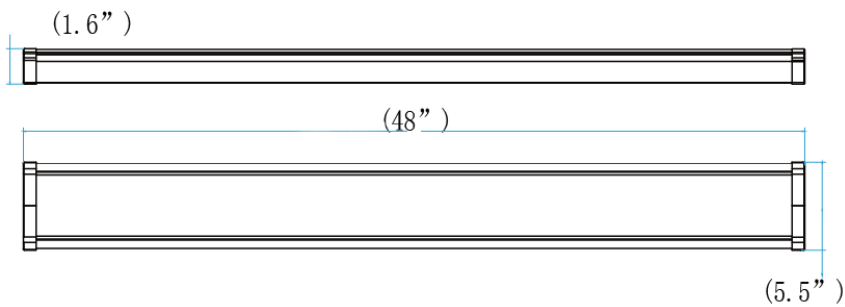


Features

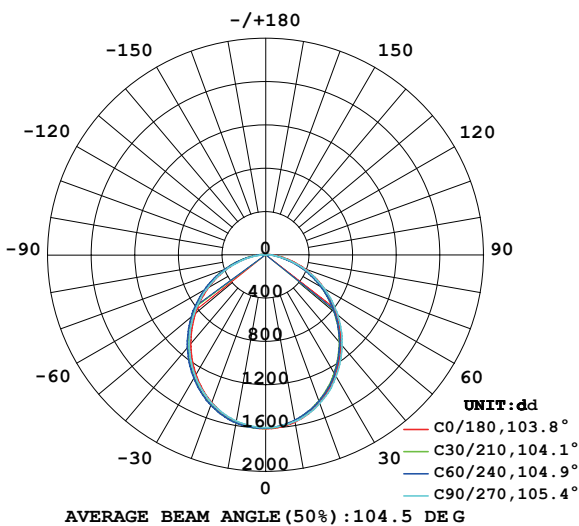
LED Wraparounds are commonly used to replace fluorescent lights. These wraparounds are intended only for indoor use and you can link up to 8 fixtures in sequence. LED Wraparounds are perfect for garages, auto body shops, and car dealerships.




Dimensions



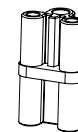
Photometrics & Parts



These are included. Item codes are quantity of 1 for additional parts.



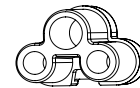
40171-D
Small Pin Cross
Machine Screws (2)



40171-B
Flush Connector (1)



40171-F
Large Pointed Pin
Cross Wood Screws (4)



40171-C
End Cap (2)



40171-G
Wall Anchors (4)



40171-A
11.5" Linking Cable (1)



40171-E
Wire Nuts (3)

Model Numbers

SES-WR-CCT-48